

Create Your Life



Smad

SMAD ELECTRIC APPLIANCES CO.,LTD.
NO.2 Heilongjiang South Road, Shibe District, Qingdao, China

Website : <https://www.smad.com.cn>

Email : info@smad.com.cn

Tel : +86532-86101152

Fax : +86532-86101153



Smad

**GLOBAL LEADING BRAND FOR
COMMERCIAL APPLIANCES**

2021 COMMERCIAL REFRIGERATION



Company Profile

Higher Quality Better Life

Qingdao Smad Electric Appliances Co., Ltd. (SMAD) was established in 1999. After many years of hard work, we have become a normalized and professional enterprise. Now SMAD has a staff of 600 persons and an annual output of 350 million Yuan. One sole proprietorship factory and two joint venture factories which are equipped with top-level production equipment and testing facilities can provide support for us.

Company Culture

At SMAD we work as a close-knit family, not only within ourselves but also with our clients. We believe that unity and teamwork make the path for our success. Our mutual trust fosters a culture that embraces curiosity and challenges, which allows us to exceed our clients expectations and succeed in every way.

Our Vision

To be the top manufacturer and exporter of electric home appliances, offering high quality products developed by creative thinking to ensure customers' total satisfaction.

Social Responsibility

Smad is a great place to work. We care about our people and think about our employees as partners to cultivate the full potential of them and encourage them to pursue work-life balance.

We believe in the coexistence of humans and nature to reach the productive harmony, capable of fulfilling social and economic requirements for present and future generations.

Our Mission

We are customer-centric and create a future growth market. We encourage and demand in-depth development and responsible actions. We are always one step ahead of the competition.

CONTENTS

Cabinets	P01-14
Counters	P15-26
Saladettes	P27-33
Blast Chiller & Freezer	P34-34
VRX	P35-36
Storage Chiller / Freezer	P37-42
Backbar Cooler	P43-44

- ★ AISI304 for both interior and exterior with round corner at the bottom for easy cleaning
- ★ 3 shelves compatible for GN2/1 pan
- ★ Self-closing door with fan & light switch
- ★ Replaceable magnetic door seal
- ★ Option of adjustable feet or casters



DSL-650WSX

- ★ AISI304 for both interior and exterior with round corner at the bottom for easy cleaning
- ★ 3 shelves compatible for GN2/1 pan
- ★ Self-closing door with fan & light switch
- ★ Replaceable magnetic door seal
- ★ Option of adjustable feet or casters



DSS-650WSX(TNG)

DDD-650WSX

Model	DSL-650WSX	DSD-650WSX
Dimension(W*D*H /mm)	740*830*2010	740*830*2010
Net Capacity(L)	650	650
Cooling System	Ventilated	Ventilated
Temperature(° C)	-2 ~ +8	-18 ~ -22
Controller	Dixell	Dixell
Lock & Light	Yes	Yes
Refrigerant	R290	R290
Climate Rating	43 °C	43 °C
Loading (40')	41	41
Voltage/Frequency	220 ~ 240V/50Hz	220 ~ 240V/50Hz

Model	DSS-650WSX(TNG)	DSS-650WSX(BTG)	DDL-650WSX	DDD-650WSX
Dimension(W*D*H /mm)	740*830*2010	740*830*2010	740*830*2010	740*830*2010
Net Capacity(L)	650	650	650	650
Cooling System	Ventilated	Ventilated	Ventilated	Ventilated
Temperature(° C)	+2 ~ +8	-15 ~ -18	-2 ~ +8	-18 ~ -22
Controller	Dixell	Dixell	Dixell	Dixell
Lock & Light	Yes	Yes	Yes	Yes
Refrigerant	R290	R290	R290	R290
Climate Rating	38° C	38° C	43° C	43° C
Loading (40')	41	41	41	41
Voltage/Frequency	220 ~ 240V/50Hz	220 ~ 240V/50Hz	220 ~ 240V/50Hz	220 ~ 240V/50Hz

- ★ AISI304 for both interior and exterior with round corner at the bottom for easy cleaning
- ★ 6 shelves compatible for GN2/1 pan
- ★ Self-closing door with fan & light switch
- ★ Replaceable magnetic door seal
- ★ Option of adjustable feet or casters

- ★ AISI304 for both interior and exterior with round corner at the bottom for easy cleaning
- ★ 6 shelves compatible for GN2/1 pan
- ★ Self-closing door with fan & light switch
- ★ Replaceable magnetic door seal
- ★ Option of adjustable feet or casters



DWD-1410WSX



DWS-1410WSX(TNG)

DMD-1410WSX

Model	DWL-1410WSX	DWD-1410WSX
Dimension(W*D*H /mm)	1480*830*2010	1480*830*2010
Net Capacity(L)	1300	1300
Cooling System	Ventilated	Ventilated
Temperature(° C)	-2 ~ +8	-18 ~ -22
Controller	Dixell	Dixell
Lock & Light	Yes	Yes
Refrigerant	R290	R290
Climate Rating	43° C	43° C
Loading (40')	15	15
Voltage/Frequency	220 ~ 240V/50Hz	220 ~ 240V/50Hz

Model	DWS-1410WSX(TNG)	DWS-1410WSX(BTG)	DML-1410WSX	DMD-1410WSX
Dimension(W*D*H /mm)	1480*830*2010	1480*830*2010	1480*830*2010	1480*830*2010
Net Capacity(L)	1300	1300	1276	1276
Cooling System	Ventilated	Ventilated	Ventilated	Ventilated
Temperature(° C)	+2 ~ +8	-15 ~ -18	-2 ~ +8	-18 ~ -22
Controller	Dixell	Dixell	Dixell	Dixell
Lock & Light	Yes	Yes	Yes	Yes
Refrigerant	R290	R290	R290	R290
Climate Rating	38° C	38° C	43° C	43° C
Loading (40')	15	15	15	15
Voltage/Frequency	220 ~ 240V/50Hz	220 ~ 240V/50Hz	220 ~ 240V/50Hz	220 ~ 240V/50Hz

- ★ Stainless steel for both interior and exterior
- ★ 7 layers of pan (400X600)
- ★ Self-closing door with fan & light switch
- ★ Replaceable magnetic door seal
- ★ Option of adjustable feet or casters



DSL-600SX(TNF)

Model	DSL-600SX(TNF)	DSL-600SX(BTF)
Dimension(W*D*H /mm)	680*810*2010	680*810*2010
Net Capacity(L)	600	600
Cooling System	Static cooling with fan	Static cooling with fan
Temperature(° C)	-2 ~ +8	-15 ~ -20
Controller	Dixell	Dixell
Lock & Light	Yes	Yes
Refrigerant	R290	R290
Climate Rating	43° C	43° C
Loading (40')	42	42
Voltage/Frequency	220-240V/50Hz	220-240V/50Hz

- ★ Stainless steel for both interior and exterior with round corner at the bottom for easy cleaning
- ★ 3 adjustable shelves compatible for GN2/1 pan
- ★ Self-closing door with fan & light switch
- ★ Replaceable magnetic door seal
- ★ Option of adjustable feet or casters



DSL-600SX



DSS-600SX(TNG)

Model	DSL-600SX	DSD-600SX	DSS-600SX(TNG)	DSS-600SX(BTG)
Dimension(W*D*H /mm)	680*810*2010	680*810*2010	680*810*2010	680*810*2010
Net Capacity(L)	600	600	600	600
Cooling System	Static cooling with fan	Static cooling with fan	Static cooling with fan	Static cooling with fan
Temperature(° C)	-2 ~ +8	-15 ~ -20	+2 ~ +8	-15 ~ -18
Controller	Dixell	Dixell	Dixell	Dixell
Lock & Light	Yes	Yes	Yes	Yes
Refrigerant	R290	R290	R290	R290
Climate Rating	43° C	43° C	43° C	38° C
Loading (40')	42	42	42	42
Voltage/Frequency	220 ~ 240V/50Hz	220 ~ 240V/50Hz	220 ~ 240V/50Hz	220 ~ 240V/50Hz

- ★ Stainless steel for both interior and exterior with round corner at the bottom for easy cleaning
- ★ 3 adjustable shelves compatible for GN2/1 pan
- ★ Self-closing door with fan & light switch
- ★ Replaceable magnetic door seal
- ★ Option of adjustable feet or casters



DSL-600WSX



DDD-600WSX

Model	DSL-600WSX	DSD-600WSX	DDL-600WSX	DDD-600WSX
Dimension(W*D*H /mm)	680*810*2010	680*810*2010	680*810*2010	680*810*2010
Net Capacity(L)	600	600	600	600
Cooling System	Ventilated	Ventilated	Ventilated	Ventilated
Temperature(° C)	-2 ~ +8	-18 ~ -22	-2 ~ +8	-18 ~ -22
Controller	Dixell	Dixell	Dixell	Dixell
Lock & Light	Yes	Yes	Yes	Yes
Refrigerant	R290	R290	R290	R290
Climate Rating	43° C	43° C	43° C	43° C
Loading (40')	42	42	42	42
Voltage/Frequency	220 ~ 240V/50Hz	220 ~ 240V/50Hz	220 ~ 240V/50Hz	220 ~ 240V/50Hz

- ★ Stainless steel for both interior and exterior with round corner at the bottom for easy cleaning
- ★ 6 adjustable shelves compatible for GN2/1 pan
- ★ Self-closing door with fan & light switch
- ★ Replaceable magnetic door seal
- ★ Option of adjustable feet or casters



DWL-1200SX



DWS-1200SX(BTG)

Model	DWL-1200SX	DWD-1200SX	DWS-1200SX(TNG)	DWS-1200SX(BTG)
Dimension(W*D*H /mm)	1340*810*2010	1340*810*2010	1340*810*2010	1340*810*2010
Net Capacity(L)	1200	1200	1200	1200
Cooling System	Static cooling with fan	Static cooling with fan	Static cooling with fan	Static cooling with fan
Temperature(° C)	-2 ~ +8	-15 ~ -20	+2 ~ +8	-15 ~ -18
Controller	Dixell	Dixell	Dixell	Dixell
Lock & Light	Yes	Yes	Yes	Yes
Refrigerant	R290	R290	R290	R290
Climate Rating	43° C	43° C	38° C	38° C
Loading (40')	22	22	22	22
Voltage/Frequency	220 ~ 240V/50Hz	220 ~ 240V/50Hz	220 ~ 240V/50Hz	220 ~ 240V/50Hz

- ★ Stainless steel for both interior and exterior with round corner at the bottom for easy cleaning
- ★ 6 adjustable shelves compatible for GN2/1 pan
- ★ Self-closing door with fan & light switch
- ★ Replaceable magnetic door seal
- ★ Option of adjustable feet or casters



DWL-1200WSX



DMD-1200WSX

Model	DWL-1200WSX	DWD-1200WSX	DML-1200WSX	DMD-1200WSX
Dimension(W*D*H /mm)	1340*810*2010	1340*810*2010	1340*810*2010	1340*810*2010
Net Capacity(L)	1200	1200	1200	1200
Cooling System	Ventilated	Ventilated	Ventilated	Ventilated
Temperature(° C)	-2 ~ +8	-18 ~ -22	-2 ~ +8	-18 ~ -22
Controller	Dixell	Dixell	Dixell	Dixell
Lock & Light	Yes	Yes	Yes	Yes
Refrigerant	R290	R290	R290	R290
Climate Rating	43° C	43° C	43° C	43° C
Loading (40')	22	22	22	22
Voltage/Frequency	220 ~ 240V/50Hz	220 ~ 240V/50Hz	220 ~ 240V/50Hz	220 ~ 240V/50Hz

- ★ Stainless steel for both interior and exterior with round corner at the bottom for easy cleaning
- ★ Compatible for 10 adjustable 600*800 pan
- ★ Self-closing door with fan & light switch
- ★ Replaceable magnetic door seal
- ★ Option of adjustable feet or casters



DSL-800WSX(PA)



DSD-800WSX(GE)

Model	DSL-800WSX(PA)	DSD-800WSX(PA)	DSD-800WSX(GE)
Dimension(W*D*H /mm)	740*990*2010	740*990*2010	740*990*2010
Net Capacity(L)	737	737	737
Cooling System	Ventilated	Ventilated	Ventilated
Temperature(° C)	-2 ~ +8	-18 ~ -22	-18 ~ -22
Controller	Dixell	Dixell	Dixell
Lock & Light	Yes	Yes	Yes
Refrigerant	R290	R290	R290
Climate Rating	43° C	43° C	43° C
Loading (40')	33	33	33
Voltage/Frequency	220 ~ 240V/50Hz	220 ~ 240V/50Hz	220 ~ 240V/50Hz

- ★ Stainless steel for both interior and exterior with round corner at the bottom for easy cleaning
- ★ 3 adjustable shelves
- ★ Self-closing door with fan & light switch
- ★ Replaceable magnetic door seal
- ★ Option of adjustable feet or casters

- ★ Stainless steel for both interior and exterior with round corner at the bottom for easy cleaning
- ★ 3 adjustable shelves
- ★ Self-closing door with fan & light switch
- ★ Replaceable magnetic door seal
- ★ Option of adjustable feet or casters



DSL-400SX(SNACK)

DDD-400SX(SNACK)



DSL-400WSX(SNACK)

DDD-400WSX(SNACK)

Model	DSL-400SX(SNACK)	DSD-400SX(SNACK)	DDL-400SX(SNACK)	DDD-400SX(SNACK)
Dimension(W*D*H /mm)	680*710*2010	680*710*2010	680*710*2010	680*710*2010
Net Capacity(L)	429	429	429	429
Cooling System	Static cooling with fan	Static cooling with fan	Static cooling with fan	Static cooling with fan
Temperature(° C)	-2 ~ +8	-15 ~ -20	-2 ~ +8	-15 ~ -20
Controller	Dixell	Dixell	Dixell	Dixell
Lock & Light	Yes	Yes	Yes	Yes
Refrigerant	R290	R290	R290	R290
Climate Rating	43° C	43° C	43° C	43° C
Loading (40')	48	48	48	48
Voltage/Frequency	220 ~ 240V/50Hz	220 ~ 240V/50Hz	220 ~ 240V/50Hz	220 ~ 240V/50Hz

Model	DSL-400WSX(SNACK)	DSD-400WSX(SNACK)	DDL-400WSX(SNACK)	DDD-400WSX(SNACK)
Dimension(W*D*H /mm)	680*710*2010	680*710*2010	680*710*2010	680*710*2010
Net Capacity(L)	429	429	429	429
Cooling System	Ventilated	Ventilated	Ventilated	Ventilated
Temperature(° C)	-2 ~ +8	-18 ~ -22	-2 ~ +8	-18 ~ -22
Controller	Dixell	Dixell	Dixell	Dixell
Lock & Light	Yes	Yes	Yes	Yes
Refrigerant	R290	R290	R290	R290
Climate Rating	43° C	43° C	43° C	43° C
Loading (40')	48	48	48	48
Voltage/Frequency	220 ~ 240V/50Hz	220 ~ 240V/50Hz	220 ~ 240V/50Hz	220 ~ 240V/50Hz

- ★ Stainless steel for both interior and exterior with round corner at the bottom for easy cleaning
- ★ 3 adjustable shelves
- ★ Self-closing door with fan & light switch
- ★ Replaceable magnetic door seal
- ★ Option of adjustable feet or casters



DDL-800SX(SNACKTN)

DMD-800SX(SNACKBTM)

Model	DDL-800SX(SNACKTN)	DDD-800SX(SNACKBT)	DML-800SX(SNACKTNM)	DMD-800SX(SNACKBTM)
Dimension(W*D*H /mm)	1340*710*2010	1340*710*2010	1340*710*2010	1340*710*2010
Net Capacity(L)	800	800	800	800
Cooling System	Static cooling with fan	Static cooling with fan	Static cooling with fan	Static cooling with fan
Temperature(° C)	-2 ~ +8	-15 ~ -20	-2 ~ +8	-15 ~ -20
Controller	Dixell	Dixell	Dixell	Dixell
Lock & Light	Yes	Yes	Yes	Yes
Refrigerant	R290	R290	R290	R290
Climate Rating	43° C	43° C	43° C	43° C
Loading (40')	24	24	24	24
Voltage/Frequency	220~240V/50HZ	220~240V/50HZ	220~240V/50HZ	220~240V/50HZ

- ★ Stainless steel for both interior and exterior with round corner at the bottom for easy cleaning
- ★ 3 adjustable shelves
- ★ Self-closing door with fan & light switch
- ★ Replaceable magnetic door seal
- ★ Option of adjustable feet or casters



DDL-800WSX(SNACKTNV) DMD-800WSX(SNACKBTVM)

Model	DDL-800WSX(SNACKTNV)	DDD-800WSX(SNACKBTV)	DML-800WSX(SNACKTNVM)	DMD-800WSX(SNACKBTVM)
Dimension(W*D*H /mm)	1340*710*2010	1340*710*2010	1340*710*2010	1340*710*2010
Net Capacity(L)	800	800	800	800
Cooling System	Ventilated	Ventilated	Ventilated	Ventilated
Temperature(° C)	-2 ~ +8	-18 ~ -22	-2 ~ +8	-18 ~ -22
Controller	Dixell	Dixell	Dixell	Dixell
Lock & Light	Yes	Yes	Yes	Yes
Refrigerant	R290	R290	R290	R290
Climate Rating	43° C	43° C	43° C	43° C
Loading (40')	24	24	24	24
Voltage/Frequency	220~240V/50HZ	220~240V/50HZ	220~240V/50HZ	220~240V/50HZ

- ★ Stainless steel for both interior and exterior with round corner at the bottom for easy cleaning
- ★ 1 shelf per door & compatible for GN1/1 pan
- ★ Self-closing door
- ★ Replaceable magnetic door seal
- ★ Option of adjustable feet or casters
- ★ Option of GN1/3, GN2/3, GN1/2 drawers



DDL-2100WSX



DDD-2200WSX

Model	DDL-2100WSX	DDD-2100WSX	DDL-2200WSX	DDD-2200WSX
Dimension(W*D*H /mm)	1360*700*850	1360*700*850	1360*700*950	1360*700*950
Net Capacity(L)	282	282	282	282
Cooling System	Ventilated	Ventilated	Ventilated	Ventilated
Temperature(° C)	-2 ~ +8	-18 ~ -22	-2 ~ +8	-18 ~ -22
Controller	Dixell	Dixell	Dixell	Dixell
Refrigerant	R290	R290	R290	R290
Climate Rating	43° C	32° C	43° C	32° C
Loading (40')	48	48	48	48
Voltage/Frequency	220 ~ 240V/50Hz	220 ~ 240V/50Hz	220 ~ 240V/50Hz	220 ~ 240V/50Hz

- ★ Stainless steel for both interior and exterior with round corner at the bottom for easy cleaning
- ★ 1 shelf per door & compatible for GN1/1 pan
- ★ Self-closing door
- ★ Replaceable magnetic door seal
- ★ Option of adjustable feet or casters
- ★ Option of GN1/3, GN2/3, GN1/2 drawers



DML-3100WSX



DMD-3200WSX

Model	DML-3100WSX	DMD-3100WSX	DML-3200WSX	DMD-3200WSX
Dimension(W*D*H /mm)	1795*700*850	1795*700*850	1795*700*950	1795*700*950
Net Capacity(L)	417	417	417	417
Cooling System	Ventilated	Ventilated	Ventilated	Ventilated
Temperature(° C)	-2 ~ +8	-18 ~ -22	-2 ~ +8	-18 ~ -22
Controller	Dixell	Dixell	Dixell	Dixell
Refrigerant	R290	R290	R290	R290
Climate Rating	43° C	32° C	43° C	32° C
Loading (40')	38	38	38	38
Voltage/Frequency	220 ~ 240V/50Hz	220 ~ 240V/50Hz	220 ~ 240V/50Hz	220 ~ 240V/50Hz

- ★ Stainless steel for both interior and exterior with round corner at the bottom for easy cleaning
- ★ 1 shelf per door & compatible for GN1/1 pan
- ★ Self-closing door
- ★ Replaceable magnetic door seal
- ★ Option of adjustable feet or casters
- ★ Option of GN1/3, GN2/3, GN1/2 drawers



DML-4100WSX



DMD-4200WSX

Model	DML-4100WSX	DMD-4100WSX	DML-4200WSX	DMD-4200WSX
Dimension(W*D*H /mm)	2230*700*850	2230*700*850	2230*700*950	2230*700*950
Net Capacity(L)	553	553	553	553
Cooling System	Ventilated	Ventilated	Ventilated	Ventilated
Temperature(° C)	-2 ~ +8	-18 ~ -22	-2 ~ +8	-18 ~ -22
Controller	Dixell	Dixell	Dixell	Dixell
Refrigerant	R290	R290	R290	R290
Climate Rating	43° C	32° C	43° C	32° C
Loading (40')	32	32	32	32
Voltage/Frequency	220 ~ 240V/50Hz	220 ~ 240V/50Hz	220 ~ 240V/50Hz	220 ~ 240V/50Hz

- ★ Stainless steel for both interior and exterior with round corner at the bottom for easy cleaning
- ★ 1 shelf per door & compatible for GN1/1 pan
- ★ Self-closing door
- ★ Replaceable magnetic door seal
- ★ Option of adjustable feet or casters



DDS-2100WSX(TNG)



DMS-3100WSX(TNG)



DMS-4100WSX(TNG)

Model	DDS-2100WSX(TNG)	DMS-3100WSX(TNG)	DMS-4100WSX(TNG)
Dimension(W*D*H /mm)	1360*700*850	1795*700*850	2230*700*850
Net Capacity(L)	282	417	553
Cooling System	Ventilated	Ventilated	Ventilated
Temperature(° C)	+2 ~ +8	+2 ~ +8	+2 ~ +8
Controller	Dixell	Dixell	Dixell
Refrigerant	R290	R290	R290
Climate Rating	43° C	43° C	43° C
Loading (40')	48	38	32
Voltage/Frequency	220 ~ 240V/50Hz	220 ~ 240V/50Hz	220 ~ 240V/50Hz

- ★ Stainless steel for both interior and exterior with round corner at the bottom for easy cleaning
- ★ 1 adjustable shelf per door
- ★ Self-closing door
- ★ Replaceable magnetic door seal
- ★ Option of adjustable feet or casters

- ★ Stainless steel for both interior and exterior with round corner at the bottom for easy cleaning
- ★ 1 adjustable shelf per door
- ★ Self-closing door
- ★ Replaceable magnetic door seal
- ★ Option of adjustable feet or casters



DDL-2100WSX(SNACK)



DML-3100WSX(SNACK)



DML-4100WSX(SNACK)

Model	DDL-2100WSX(SNACK)	DML-3100WSX(SNACK)	DML-4100WSX(SNACK)
Dimension(W*D*H /mm)	1360*600*850	1795*600*850	2230*600*850
Net Capacity(L)	228	339	449
Cooling System	Ventilated	Ventilated	Ventilated
Temperature(° C)	-2 ~ +8	-2 ~ +8	-2 ~ +8
Controller	Dixell	Dixell	Dixell
Refrigerant	R290	R290	R290
Climate Rating	43° C	43° C	43° C
Loading (40')	48	38	32
Voltage/Frequency	220 ~ 240V/50Hz	220 ~ 240V/50Hz	220 ~ 240V/50Hz

Model	DDD-2100WSX(SNACK)	DMD-3100WSX(SNACK)	DMD-4100WSX(SNACK)
Dimension(W*D*H /mm)	1360*600*850	1795*600*850	2230*600*850
Net Capacity(L)	228	339	449
Cooling System	Ventilated	Ventilated	Ventilated
Temperature(° C)	-18 ~ -22	-18 ~ -22	-18 ~ -22
Controller	Dixell	Dixell	Dixell
Refrigerant	R290	R290	R290
Climate Rating	32° C	32° C	32° C
Loading (40')	48	38	32
Voltage/Frequency	220 ~ 240V/50Hz	220 ~ 240V/50Hz	220 ~ 240V/50Hz



DMS-3100WSX(SNACKTNG)



DDS-2100WSX(SNACKTNG)



DMS-4100WSX(SNACKTNG)

Model	DDS-2100WSX(SNACKTNG)	DMS-3100WSX(SNACKTNG)	DMS-4100WSX(SNACKTNG)
Dimension(W*D*H /mm)	1360*600*850	1795*600*850	2230*600*850
Net Capacity(L)	228	339	449
Cooling System	Ventilated	Ventilated	Ventilated
Temperature(° C)	+2 ~ +8	+2 ~ +8	+2 ~ +8
Controller	Dixell	Dixell	Dixell
Refrigerant	R290	R290	R290
Climate Rating	43° C	43° C	43° C
Loading (40')	48	38	32
Voltage/Frequency	220 ~ 240V/50Hz	220 ~ 240V/50Hz	220 ~ 240V/50Hz

- ★ Stainless steel for both interior and exterior with round corner at the bottom for easy cleaning
- ★ 1 adjustable shelf per door
- ★ Self-closing door
- ★ Replaceable magnetic door seal
- ★ Option of adjustable feet or casters
- ★ Option of GN1/3 drawers



DML-3160WSX(U)



DML-4100WSX(U)

Model	DDL-2100WSX(U)	DML-3100WSX(U)	DML-4100WSX(U)
Dimension(W*D*H /mm)	1360*700*650	1795*700*650	2230*700*650
Net Capacity(L)	214	317	420
Cooling System	Ventilated	Ventilated	Ventilated
Temperature(° C)	-2 ~ +8	-2 ~ +8	-2 ~ +8
Controller	Dixell	Dixell	Dixell
Refrigerant	R290	R290	R290
Climate Rating	43° C	43° C	43° C
Loading (40')	72	54	48
Voltage/Frequency	220 ~ 240V/50Hz	220 ~ 240V/50Hz	220 ~ 240V/50Hz

- ★ Stainless steel for both interior and exterior with round corner at the bottom for easy cleaning
- ★ 1 adjustable shelf per door & compatible for GN1/1 pan
- ★ Self-closing door
- ★ Replaceable magnetic door seal
- ★ Option of adjustable feet or casters



DML-3100WSX(SALGC)

Model	DDL-2100WSX(SALGC)	DML-3100WSX(SALGC)	DML-4100WSX(SALGC)
Dimension(W*D*H /mm)	1360*700*1365	1795*700*1365	2230*700*1365
Net Capacity(L)	314	465	616
Cooling System	Ventilated	Ventilated	Ventilated
Temperature(° C)	-2 ~ +8	-2 ~ +8	-2 ~ +8
Controller	Dixell	Dixell	Dixell
Refrigerant	R290	R290	R290
Climate Rating	43° C	43° C	43° C
Loading (40')	48	38	32
Voltage/Frequency	220 ~ 240V/50Hz	220 ~ 240V/50Hz	220 ~ 240V/50Hz

- ★ Stainless steel for both interior and exterior with round corner at the bottom for easy cleaning
- ★ 1 adjustable shelf per door
- ★ Self-closing door
- ★ Replaceable magnetic door seal
- ★ Option of adjustable feet or casters



DDL-2100WSX(PA)

DML-3100WSX(PA)

Model	DDL-2100WSX(PA)	DML-3100WSX(PA)
Dimension(W*D*H /mm)	1510*800*850	2020*800*850
Net Capacity(L)	390	580
Cooling System	Ventilated	Ventilated
Temperature(° C)	-2 ~ +8	-2 ~ +8
Controller	Dixell	Dixell
Refrigerant	R290	R290
Climate Rating	43° C	43° C
Loading (40')	30	28
Voltage/Frequency	220 ~ 240V/50Hz	220 ~ 240V/50Hz

- ★ Stainless steel for both interior and exterior with round corner at the bottom for easy cleaning
- ★ Compatible for *GN1/3 pans on prep-top
- ★ Self-closing door
- ★ Replaceable magnetic door seal
- ★ Option of adjustable feet or casters
- ★ Option of GN1/4 or GN1/6 top



DDL-2000WSX(SH800)

DML-3000WSX(SH700)

Model	DDL-2000WSX(SH700)	DDL-2000WSX(SH800)	DML-3000WSX(SH700)	DML-3000WSX(SH800)
Dimension(W*D*H /mm)	1360*700*1085	1510*800*1085	1795*700*1085	2020*800*1085
Net Capacity(L)	282	390	417	580
Cooling System	Ventilated	Ventilated	Ventilated	Ventilated
Temperature(° C)	+2 ~ +8	+2 ~ +8	+2 ~ +8	+2 ~ +8
Controller	Dixell	Dixell	Dixell	Dixell
Refrigerant	R290	R290	R290	R290
Climate Rating	43° C	43° C	43° C	43° C
Loading (40')	48	30	38	28
Voltage/Frequency	220 ~ 240V/50Hz	220 ~ 240V/50Hz	220 ~ 240V/50Hz	220 ~ 240V/50Hz

- ★ Stainless steel for both interior and exterior with round corner at the bottom for easy cleaning
- ★ Granite table top
- ★ Self-closing door
- ★ Replaceable magnetic door seal
- ★ Option of adjustable feet or casters



DDL-2600SX(PZ)




DDL-1610SX(PZ)

Model	DDL-2600SX(PZ)	DOL-1500SX(380)	DDL-1610SX(PZ)	DOL-1500SX(380)
Dimension(W*D*H /mm)	1510*800*1000	1500*395*435	1515*800*1000	1500*395*435
Net Capacity(L)	390	6*GN1/3	390	6*GN1/3
Cooling System	Ventilated	Static	Ventilated	Static
Temperature(° C)	-2 ~ +8	+2 ~ +8	-2 ~ +8	+2 ~ +8
Controller	Dixell	Dixell	Dixell	Dixell
Refrigerant	R290	R600a	R290	R600a
Climate Rating	43° C	32° C	43° C	32° C
Loading (40')	30	/	30	/
Voltage/Frequency	220 ~ 240V/50Hz	220 ~ 240V/50Hz	220 ~ 240V/50Hz	220 ~ 240V/50Hz

- ★ Stainless steel for both interior and exterior with round corner at the bottom for easy cleaning
- ★ Granite table top
- ★ Self-closing door
- ★ Replaceable magnetic door seal
- ★ Option of adjustable feet or casters



DML-3600SX(PZ)



DML-2610SX(PZ)

Model	DML-3600SX(PZ)	DOL-2000SX(380)	DML-2610SX(PZ)	DOL-2000SX(380)
Dimension(W*D*H /mm)	2020*800*1000	2000*395*435	2025*800*1000	2000*395*435
Net Capacity(L)	580	9*GN1/3	580	9*GN1/3
Cooling System	Ventilated	Static	Ventilated	Static
Temperature(° C)	-2 ~ +8	+2 ~ +8	-2 ~ +8	+2 ~ +8
Controller	Dixell	Dixell	Dixell	Dixell
Refrigerant	R290	R600a	R290	R600a
Climate Rating	43° C	32° C	43° C	32° C
Loading (40')	28	/	28	/
Voltage/Frequency	220 ~ 240V/50Hz	220 ~ 240V/50Hz	220 ~ 240V/50Hz	220 ~ 240V/50Hz

- ★ European standard saladette
- ★ AISI304 for both interior and exterior with round corner at the bottom for easy cleaning
- ★ 1 GN1/1 shelf per door
- ★ Compatible for 2*GN1/1+3*GN1/6 pans or 4*GN1/1 pans
- ★ Replaceable magnetic door seal
- ★ Option of SUS201 material



DDL-900SX(S)



DML-903SX(S)

- ★ AISI304 for both interior and exterior with round corner at the bottom for easy cleaning
- ★ With stainless steel table top
- ★ GN1/1 shelf or GN1/1 drawer
- ★ Replaceable magnetic door seal
- ★ Option of SUS201 material



DDL-901SX(S)



DML-901SX(2D)



DML-901SX(4D)

Model	DDL-900SX(S)	DML-903SX(S)
Dimension(W*D*H /mm)	900*700*876	1365*700*876
Net Capacity(L)	240	368
Cooling System	Static cooling with fan	Static cooling with fan
Temperature(° C)	+2 ~ +8	+2 ~ +8
Controller	Dixell	Dixell
Refrigerant	R600a	R290
Climate Rating	32° C	32° C
Loading (40')	72	48
Voltage/Frequency	220 ~ 240V/50Hz	220 ~ 240V/50Hz

Model	DDL-901SX(S)	DML-901SX(2D)	DML-901SX(4D)
Dimension(W*D*H /mm)	900*700*876	900*700*876	900*700*876
Net Capacity(L)	240	230	220
Cooling System	Static cooling with fan	Static cooling with fan	Static cooling with fan
Temperature(° C)	+2 ~ +8	+2 ~ +8	+2 ~ +8
Controller	Dixell	Dixell	Dixell
Refrigerant	R600a	R600a	R600a
Climate Rating	32° C	32° C	32° C
Loading (40')	72	72	72
Voltage/Frequency	220 ~ 240V/50Hz	220 ~ 240V/50Hz	220 ~ 240V/50Hz

- ★ AISI304 for both interior and exterior with round corner at the bottom for easy cleaning
- ★ With stainless steel table top
- ★ GN1/1 shelf or GN1/1 drawer
- ★ Replaceable magnetic door seal
- ★ Option of SUS201 material

- ★ AISI304 for both interior and exterior with round corner at the bottom for easy cleaning
- ★ Open cooling top compatible for GN 1/6 pans (5/8) or GN 1/3 pans (4/7)
- ★ 1 * GN1/1 shelf per door
- ★ Replaceable magnetic door seal
- ★ Option of SUS201 material



DML-903SX(TOP)



DML-903SX(6D)



DDL-200SX(PS)



DML-300SX(PS)

Model	DML-903SX(TOP)	DML-903SX(6D)
Dimension(W*D*H /mm)	1365*700*876	1365*700*876
Net Capacity(L)	368	368
Cooling System	Static cooling with fan	Static cooling with fan
Temperature(° C)	+2 ~ +8	+2 ~ +8
Controller	Dixell	Dixell
Refrigerant	R290	R290
Climate Rating	32° C	32° C
Loading (40')	48	48
Voltage/Frequency	220 ~ 240V/50Hz	220 ~ 240V/50Hz

Model	DDL-200SX(PS)	DML-300SX(PS)
Dimension(W*D*H /mm)	900*700*970	1365*700*970
Net Capacity(L)	240	392
Cooling System	Static cooling with fan	Static cooling with fan
Temperature(° C)	+2 ~ +8	+2 ~ +8
Controller	Dixell	Dixell
Refrigerant	R600a	R290
Climate Rating	32° C	32° C
Loading (40')	72	48
Voltage/Frequency	220 ~ 240V/50Hz	220 ~ 240V/50Hz

- ★ AISI304 for both interior and exterior with round corner at the bottom for easy cleaning
- ★ Open cooling top compatible for GN1/6 pans (5/8)
- ★ 1 * GN1/1 shelf per door
- ★ Replaceable magnetic door seal
- ★ Option of SUS201 material



DDL-900SX(PS)



DML-903SX(PS)



DDL-900SX(PSGT)



DML-903SX(PSGT)

Model	DDL-900SX(PS)	DDL-900SX(PSGT)	DML-903SX(PS)	DML-903SX(PSGT)
Dimension(W*D*H /mm)	900*700*1075	900*700*1075	1365*700*1075	1365*700*1075
Net Capacity(L)	240	240	402	402
Cooling System	Static cooling with fan	Static cooling with fan	Static cooling with fan	Static cooling with fan
Temperature(° C)	+2 ~ +8	+2 ~ +8	+2 ~ +8	+2 ~ +8
Controller	Dixell	Dixell	Dixell	Dixell
Refrigerant	R600a	R600a	R290	R290
Climate Rating	32° C	32° C	32° C	32° C
Loading (40')	72	72	48	48
Voltage/Frequency	220 ~ 240V/50Hz	220 ~ 240V/50Hz	220 ~ 240V/50Hz	220 ~ 240V/50Hz

- ★ AISI304 for both interior and exterior with round corner at the bottom for easu cleaning
- ★ Granite top with cooling well
- ★ 1 * GN1/1 shelf per door
- ★ Replaceable magnetic door seal
- ★ Option of SUS201 material



DML-903SX(PZ)

Model	DML-903SX(PZ)	DML-903SX(PZ)
Dimension(W*D*H /mm)	1400*700*1020	1400*335*435
Net Capacity(L)	368	6*GN1/4
Cooling System	Static cooling with fan	Static
Temperature(° C)	+2 ~ +8	+2 ~ +8
Controller	Dixell	Dixell
Refrigerant	R290	R600a
Climate Rating	32° C	32° C
Loading (40')	46	/
Voltage/Frequency	220 ~ 240V/50Hz	220 ~ 240V/50Hz

- ★ AISI304 for both interior and exterior with round corner at the bottom for easy cleaning
- ★ With curved glass cover or squared glass cover on top
- ★ Open top suitable for 2*GN1/1+3*GN1/6 pans or 4*GN1/1 pans
- ★ Replaceable magnetic door seal
- ★ Option of SUS201 material



DDL-900SX(CG)



DML-903SX(SQ)

Model	DDL-900SX(SQ)	DDL-900SX(CG)	DML-903SX(SQ)	DML-903SX(CG)
Dimension(W*D*H /mm)	900*700*850	900*700*850	1365*700*850	1365*700*850
Net Capacity(L)	240	240	368	368
Cooling System	Static cooling with fan	Static cooling with fan	Static cooling with fan	Static cooling with fan
Temperature(° C)	+2 ~ +8	+2 ~ +8	+2 ~ +8	+2 ~ +8
Controller	Dixell	Dixell	Dixell	Dixell
Refrigerant	R600a	R600a	R290	R290
Climate Rating	32° C	32° C	32° C	32° C
Loading (40')	72	72	48	48
Voltage/Frequency	220 ~ 240V/50Hz	220 ~ 240V/50Hz	220 ~ 240V/50Hz	220 ~ 240V/50Hz

- ★ AISI304 for both interior and exterior with around corner at bottom for easy cleaning
- ★ High efficiency branded compressor
- ★ Compatible for GN1/1 pan or 600*400 EN pan
- ★ Replaceable magnetic door seal
- ★ Option of adjustable feet or casters



DSH-20WSX(BCF) DSH-40WSX(BCF) DSH-60WSX(BCF)

Model	DSH-20WSX(BCF)	DSH-40WSX(BCF)	DSH-60WSX(BCF)
Dimension(W*D*H /mm)	800*800*1000	800*800*1490	800*800*1750
Quantity of GN1/1 pan (40mm deep)	5	10	13
Quantity of EN pan (600*400mm/40mm deep)	5	10	13
Quantity of GN1/1 pan (65mm deep)	3	7	9
Quantity of EN pan (600*400mm/65mm deep)	3	7	9
Cooling System	Ventilated	Ventilated	Ventilated
Chilling Capacity (from+70° C to +3° C in 90mins)	20 kgs	40 kgs	60 kgs
Freezing Capacity (from+70° C to -18° C in 240mins)	15 kgs	28 kgs	38 kgs
Controller	Dixell	Dixell	Dixell
Refrigerant	R290	R290	R290
Loading (40')	56	28	28
Voltage/Frequency	220V-240V/50Hz	220-240v/50Hz	220-240v/50Hz

- ★ AISI304 for both interior and exterior
- ★ Compatible for GN1/4 pans for 330 series and GN1/3 pans for 380 series
- ★ Option of SUS201 material or stainless steel cover



DOL-1200SX(380)



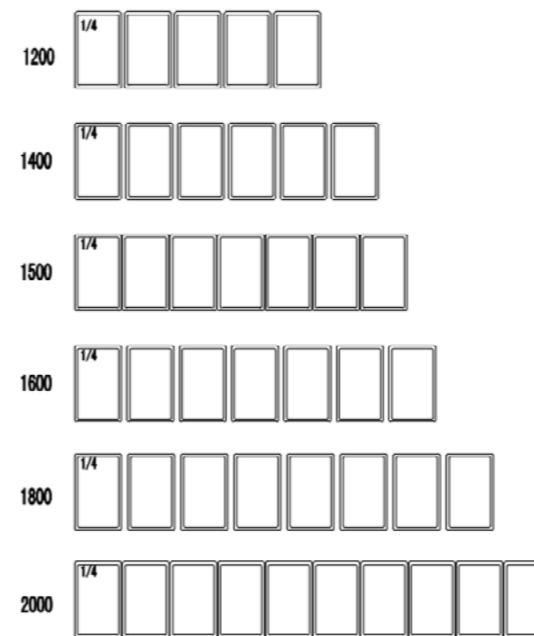
DOL-1400SX(380)

Model	DOL-1200SX(330)	DOL-1400SX(330)	DOL-1500SX(330)
Dimension(W*D*H /mm)	1200*335*435	1400*335*435	1500*335*435
Net Capacity(L)	5*GN1/4	6*GN1/4	7*GN1/4
Cooling System	Static	Static	Static
Temperature(° C)	+2 ~ +8	+2 ~ +8	+2 ~ +8
Controller	Dixell	Dixell	Dixell
Refrigerant	R600a	R600a	R600a
Climate Rating	32° C	32° C	32° C
Loading (40')	235	215	215
Voltage/Frequency	220 ~ 240V/50Hz	220 ~ 240V/50Hz	220 ~ 240V/50Hz

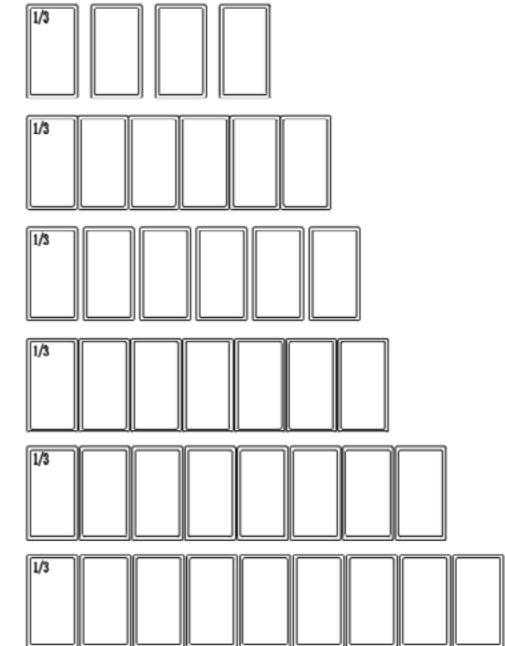
Model	DOL-1600SX(330)	DOL-1800SX(330)	DOL-2000SX(330)
Dimension(W*D*H /mm)	1600*335*435	1800*335*435	2000*335*435
Net Capacity(L)	7*GN1/4	8*GN1/4	10*GN1/4
Cooling System	Static	Static	Static
Temperature(° C)	+2 ~ +8	+2 ~ +8	+2 ~ +8
Controller	Dixell	Dixell	Dixell
Refrigerant	R600a	R600a	R600a
Climate Rating	32° C	32° C	32° C
Loading (40')	180	175	145
Voltage/Frequency	220 ~ 240V/50Hz	220 ~ 240V/50Hz	220 ~ 240V/50Hz

- ★ AISI304 for both interior and exterior
- ★ Compatible for GN1/4 pans for 330 series and GN1/3 pans for 380 series
- ★ Option of SUS201 material or stainless steel cover

330 SERIES



380 SERIES



Model	DOL-1200SX(380)	DOL-1400SX(380)	DOL-1500SX(380)
Dimension(W*D*H /mm)	1200*395*435	1400*395*435	1500*395*435
Net Capacity(L)	4*GN1/3	6*GN1/3	6*GN1/3
Cooling System	Static	Static	Static
Temperature(° C)	+2 ~ +8	+2 ~ +8	+2 ~ +8
Controller	Dixell	Dixell	Dixell
Refrigerant	R600a	R600a	R600a
Climate Rating	32° C	32° C	32° C
Loading (40')	225	190	180
Voltage/Frequency	220 ~ 240V/50Hz	220 ~ 240V/50Hz	220 ~ 240V/50Hz

Model	DOL-1600SX(380)	DOL-1800SX(380)	DOL-2000SX(380)
Dimension(W*D*H /mm)	1600*395*435	1800*395*435	2000*395*435
Net Capacity(L)	7*GN1/3	8*GN1/3	9*GN1/3
Cooling System	Static	Static	Static
Temperature(° C)	+2 ~ +8	+2 ~ +8	+2 ~ +8
Controller	Dixell	Dixell	Dixell
Refrigerant	R600a	R600a	R600a
Climate Rating	32° C	32° C	32° C
Loading (40')	175	150	140
Voltage/Frequency	220 ~ 240V/50Hz	220 ~ 240V/50Hz	220 ~ 240V/50Hz



DSL-130X

Model	DSL-130X	DSD-120X	DSL-130X(G)	DSD-120X(G)
Dimension(WxDxH /mm)	600*585*850	600*585*850	600*585*850	600*585*850
Exterior Material	White painted steel	White painted steel	White painted steel	White painted steel
Interior Material	ABS liner	ABS liner	ABS liner	ABS liner
Door Type	Solid door	Solid Door	Glass Door	Glass door
Lock & Key	Yes	Yes	Yes	Yes
Capacity(L)	130	120	130	120
Cooling System	Static with fan	Static	Static with fan	Static
Shelf quantity(pcs)	3	3	3	3
Temperature Range(° C)	-2 ~ +8	-18 ~ -22	+2 ~ +8	-15 ~ -20
Digital Controller	Carel	Carel	Carel	Carel
Refrigerant	R600a	R290	R600a	R290
Ambient Temperature	43° C	43° C	38° C	38° C
Loading (pcs/40')	108	108	108	108
Voltage/Frequency	220-240v/50HZ	220-240v/50HZ	220-240v/50HZ	220-240v/50HZ



DSL-130SX

Model	DSL-130SX	DSD-120SX	DSL-130SX(G)	DSD-120SX(G)
Dimension(WxDxH /mm)	600*585*850	600*585*850	600*585*850	600*585*850
Exterior Material	Stainless Steel	Stainless Steel	Stainless Steel	Stainless Steel
Interior Material	ABS liner	ABS liner	ABS liner	ABS liner
Door Type	Solid door	Solid Door	Glass Door	Glass door
Lock & Key	Yes	Yes	Yes	Yes
Capacity(L)	130	120	130	120
Cooling System	Static with fan	Static	Static with fan	Static
Shelf quantity(pcs)	3	3	3	3
Temperature Range(° C)	-2 ~ +8	-18 ~ -22	+2 ~ +8	-15 ~ -20
Digital Controller	Carel	Carel	Carel	Carel
Refrigerant	R600a	R290	R600a	R290
Ambient Temperature	43° C	43° C	38° C	38° C
Loading (pcs/40')	108	108	108	108
Voltage/Frequency	220-240v/50HZ	220-240v/50HZ	220-240v/50HZ	220-240v/50HZ



DSL-350X

Model	DSL-350X	DSD-340X	DSL-350X(G)	DSD-340X(G)
Dimension(WxDxH /mm)	600*585*1850	600*585*1850	600*585*1850	600*585*1850
Exterior Material	White painted steel	White painted steel	White painted steel	White painted steel
Interior Material	ABS liner	ABS liner	ABS liner	ABS liner
Door Type	Solid door	Solid Door	Glass Door	Glass door
Lock & Key	Yes	Yes	Yes	Yes
Capacity(L)	350	340	350	340
Cooling System	Static with fan	Static	Static with fan	Static
Shelf quantity(pcs)	4	7	4	7
Temperature Range(° C)	-2 ~ +8	-18 ~ -22	+2 ~ +8	-15 ~ -20
Digital Controller	Carel	Carel	Carel	Carel
Refrigerant	R600a	R290	R600a	R290
Ambient Temperature	43° C	43° C	38° C	38° C
Loading (pcs/40')	54	54	54	54
Voltage/Frequency	220~240v/50HZ	220~240v/50HZ	220~240v/50HZ	220~240v/50HZ



DSL-350SX

Model	DSL-350SX	DSD-340SX	DSL-350SX(G)	DSD-340SX(G)
Dimension(WxDxH /mm)	600*585*1850	600*585*1850	600*585*1850	600*585*1850
Exterior Material	Stainless Steel	Stainless Steel	Stainless Steel	Stainless Steel
Interior Material	ABS liner	ABS liner	ABS liner	ABS liner
Door Type	Solid door	Solid Door	Glass Door	Glass door
Lock & Key	Yes	Yes	Yes	Yes
Capacity(L)	350	340	350	340
Cooling System	Static with fan	Static	Static with fan	Static
Shelf quantity(pcs)	4	7	4	7
Temperature Range(° C)	-2 ~ +8	-18 ~ -22	+2 ~ +8	-15 ~ -20
Digital Controller	Carel	Carel	Carel	Carel
Refrigerant	R600a	R290	R600a	R290
Ambient Temperature	43° C	43° C	38° C	38° C
Loading (pcs/40')	54	54	54	54
Voltage/Frequency	220~240v/50HZ	220~240v/50HZ	220~240v/50HZ	220~240v/50HZ



DSD-555X

Model	DSL-570X	DSD-555X	DSL-570X(G)	DSD-555X(G)
Dimension(WxDxH /mm)	777*695*1890	777*695*1890	777*695*1890	777*695*1890
Exterior Material	White painted steel	White painted steel	White painted steel	White painted steel
Interior Material	ABS liner	ABS liner	ABS liner	ABS liner
Door Type	Solid door	Solid Door	Glass Door	Glass door
Lock & Key	Yes	Yes	Yes	Yes
Capacity(L)	570	555	570	555
Cooling System	Static with fan	Static	Static with fan	Static
Shelf quantity(pcs)	4	7	4	7
Temperature Range(° C)	-2 ~ +8	-18 ~ -22	+2 ~ +8	-15 ~ -20
Digital Controller	Carel	Carel	Carel	Carel
Refrigerant	R600a	R290	R600a	R290
Ambient Temperature	43° C	43° C	38° C	38° C
Loading (pcs/40')	42	42	42	42
Voltage/Frequency	220~240v/50HZ	220~240v/50HZ	220~240v/50HZ	220~240v/50HZ



DSL-570SX

Model	DSL-570SX	DSD-555SX	DSL-570SX(G)	DSD-555SX(G)
Dimension(WxDxH /mm)	777*695*1890	777*695*1890	777*695*1890	777*695*1890
Exterior Material	Stainless Steel	Stainless Steel	Stainless Steel	Stainless Steel
Interior Material	ABS liner	ABS liner	ABS liner	ABS liner
Door Type	Solid door	Solid Door	Glass Door	Glass door
Lock & Key	Yes	Yes	Yes	Yes
Capacity(L)	570	555	570	555
Cooling System	Static with fan	Static	Static with fan	Static
Shelf quantity(pcs)	4	7	4	7
Temperature Range(° C)	-2 ~ +8	-18 ~ -22	+2 ~ +8	-15 ~ -20
Digital Controller	Carel	Carel	Carel	Carel
Refrigerant	R600a	R290	R600a	R290
Ambient Temperature	43° C	43° C	38° C	38° C
Loading (pcs/40')	42	42	42	42
Voltage/Frequency	220~240v/50HZ	220~240v/50HZ	220~240v/50HZ	220~240v/50HZ

- ★ Black painted exterior, compressed aluminum interior
- ★ Sliding door available for 2/3 door unit
- ★ 2 layers of chromed shelf
- ★ Toughened glass door
- ★ With light and lock
- ★ Option of plastic coated shelf or mechanical controller



- ★ Black painted exterior, electroplated aluminum interior
- ★ 5 layers of chromed shelf
- ★ Toughened glass door
- ★ With light and lock
- ★ Option of plastic coated shelf or mechanical controller



Model	DSS-150WBX	DDS-250WBX	DDS-250WBX(L)	DMS-315WBX	DMS-315WBX(L)
Dimension(W*D*H /mm)	600*515*905	920*515*905	920*530*905	1350*515*905	1350*530*905
Net Capacity(L)	133	210	210	314	314
Cooling System	Ventilated	Ventilated	Ventilated	Ventilated	Ventilated
Temperature(° C)	+2 ~ +8	+2 ~ +8	+2 ~ +8	+2 ~ +8	+2 ~ +8
Controller	Dixell	Dixell	Dixell	Dixell	Dixell
Refrigerant	R600a	R600a	R600a	R600a	R600a
Climate Rating	32° C	32° C	32° C	32° C	32° C
Loading (40')	112	84	84	54	54
Voltage/Frequency	220V-240V/50Hz	220V-240V/50Hz	220V-240V/50Hz	220V-240V/50Hz	220V-240V/50Hz

Model	DDS-300WBX	DDS-500WBX
Dimension(W*D*H /mm)	600*515*1815	920*515*1815
Net Capacity(L)	292	466
Cooling System	Ventilated	Ventilated
Temperature(° C)	+2 ~ +8	+2 ~ +8
Controller	Dixell	Dixell
Refrigerant	R290	R290
Climate Rating	32° C	32° C
Loading (40')	57	42
Voltage/Frequency	220V-240/50Hz	220V-240/50Hz